

1 What is Trinity Square Video?

2 How do I get there?

3 Into the Building

4 Washrooms

5 The Gallery (for "The Space in Between")

6 Alternate Location: Rooftop Garden

7 The Host / Support Team

ACCESS GUIDE

401 RICHMOND ST W #121
TORONTO ON M5V 3A8
TUES-SAT 12-6PM

1 What is Trinity Square Video?

Trinity Square Video is a media art center and gallery located at 401 Richmond Street West. It is inside the 401 Richmond Building. The Gallery is free to visit and is open to the public Tuesday to Saturday from 12PM – 6PM.



2 How do I get there?

Using T.T.C. from the:

West/East end. Take the 504 Queen Streetcar. Get off at the Spadina stop. Head south on Spadina avenue. Turn left at Richmond street west (heading East). The building is located on the South side of the street.

North. Take the 510 Spadina Streetcar. Get off at the Spadina Ave at Queen St West stop. Turn right (heading east) on Richmond St. West. The building is located on the South side of the street.

South. Take the 510 Spadina Streetcar. Get off at the Spadina Ave at Richmond St West stop. Turn right (heading east) on Richmond St. West. The building is located on the South side of the street.

Using Wheel-Trans:

The best place to get dropped off Wheel-Trans is at the Peter Street Entrance. This entrance is just West of Peter Street on Richmond Street West. Note that Richmond Street West is a one-way street going Westbound.

3 Into the Building




North East Entrance:

If you are heading East down Richmond Street, the first entrance to the building you will find is the North-East entrance. When you enter the building, you will go down a ramp and into a large open space.

If you are taking the elevator, go straight from the entrance, past the steps, and down the hall.

You will pass through the recycling room, and enter a large open space, where the elevators will be on your left. Use the elevator to head to floor G. When you get out of the elevator, turn right until you come to the end of the hallway.



In front of you will be a set of doors leading to Gallery 44, and to your right will be a hallway. Turn right down the hallway, and you will be at Trinity Square Video's main gallery.



North West Entrance:

If you are at the North-West corner of the building, there are five steps leading up to the doorway, as well as a ramp. The ramp leads to a push-button door.

Once you're inside, there will be a wide hallway to the right. Go straight down the hallway, you will pass an elevator and then turn right. Now you are at Trinity Square Video's main gallery.




4 Washrooms

Accessible Washroom

There is one accessible, single-stall washroom on the first floor (G). To get there from Trinity Square Video's main door, turn left into Urban Space Gallery (the large open space next to TSV).



Turn left towards a doorway, turn left again down the hallway. Then turn right down another hallway (you will see RedHead gallery), keep going down the hallway until you reach Open Studio.



Next to Open Studio are two doors: on the left is the Accessible Washroom with a mechanical push-button door.

This page contains reference images of the accessible washroom.

There is a standard toilet, urinal, sink and mirror. On the wall to the right and behind the toilet are grab-bars.

The door is 35 inches wide.



5 The Gallery (for "The Space in Between")

Please note that this is a living and changeable space. It may look a bit different when you come visit.

Trinity Square Video's main gallery door is 6 feet wide. For "The Space in Between", the gallery will have two HEPA air purifiers and one air-conditioner turned on at all times, and the skylight curtains will be open. There are various types of furniture that can be used while in the space: a low bed, floor cushions, chairs around a dining table, a small recliner, yoga mats, foot-soakers, and two benches.

Food, snacks, and beverages will be served in this space. There will also be various tactile experiences and activities, such as soft textiles, fidget toys, craft supplies, sand, and more. In the evening, the space will be lit with soft colors.




6 Alternate Location: Rooftop Garden




Using the elevator, go up to floor 4. Then, turn left. Walk down the hallway, you will pass a conference room called "The Commons". Turn left and there will be a red door with a manual push-bar that leads to the outdoor rooftop garden. This door can only be unlocked with a key fob.

The rooftop garden is on the fourth floor, and contains seating options in the sun, partial shade, and full shade.



Using the elevator, go up to floor 4. Then, turn left. Walk down the hallway, you will pass a conference room called "The Commons".



7 The Host/ Support Team



The Host: Salima Punjani
(she/her pronouns)

Salima Punjani is an artist who loves to support people in feeling welcome in art spaces. She will be hosting the meal and guiding the conversation and any activities.



The Access Coordinator: Dennie Park
(she/he/they pronouns)

Dennie is our access coordinator you can ask them for help with any support you need during the meal.



Project support: Karina Iskandarsjah
(she/her pronouns)

Karina is available if you need any support during the meal. She can help you in finding your way around the building.